

FELT
BICYCLES



MOUNTAIN BIKE
PRODUCT LINE

2018





FELT HISTORY

Felt Bicycles was founded on one principle: to design, develop and deliver the best bicycles in the world. Before starting his namesake company, Jim Felt was already one of the most revered figures in the off-road world as a top mechanic for industry-leading motorcycle brands Honda, Suzuki, Yamaha and Kawasaki. He understood the unique demands of two-wheeled, high-performance off-road racing machines long before he began building custom bicycle frames for the world's most driven athletes.

After partnering with bicycle industry veteran Bill Duehring in 2001, Jim Felt was able to reach an even greater number of mountain bike enthusiasts and further explore many of his pioneering designs that optimized a rider's position for speed and handling. Since then, Felt Bicycles has become one of the world's most respected cycling brands, and the company prides itself on its focus on quality service, technological innovation and empowering bike riders the world over to achieve their greatest ride.

Felt's dedicated team of engineers based at the company's global headquarters in Irvine, California, has pioneered countless industry innovations, including manufacturing processes like InsideOut Internally Optimized Molding, Modular Monocoque Construction (MMC) and Dynamic Monocoque Construction (DMC), as well as breakthrough suspension technologies like Equilink and Felt Active Stay Technology (FAST). Innovations such as these have propelled Felt athletes the world over to World Championships, Olympic medals, countless other cross-country and enduro race wins, and endless weekend trail rides.

Today, each and every Felt mountain bike features unique and innovative features that set it apart from its competitors, all in the name of Jim Felt's original guiding principle. And with countless new and exciting projects on the horizon, that principle remains the same to this day and well into the future: to design, develop and deliver the greatest bicycles in the world.



ATHLETE-INSPIRED, TECHNOLOGY-DRIVEN

Felt mountain bikes are defined by the technology and innovation for which the brand has been lauded for decades. As with each and every bike that Felt creates, our goal is to give riders the ideal bike, whether they're tackling their local trail or seeking a cross-country world championship.

Felt Bicycles was born from racing and forged through relationships with the world's most dedicated athletes. That spirit lives through Felt's extensive line of cross-country race machines, which are crafted from industry-leading materials like TeXtreme carbon fiber to deliver the stiffest and lightest weapons for slaying any racecourse. Revolutionary suspension technological developments like Equilink and FAST (Felt Active Stay Technology) further enhance the capabilities and speed of Felt's line of cross-country bikes.




COMPULSION SERIES

Designed for Enduro racing but versatile enough for everyday trail riding, the Compulsion is most at home on technical descents. Featuring 160mm of suspension travel and Felt's revolutionary Equilink technology that maximizes pedaling efficiency while handling anything the trail throws your way, the Compulsion conquers the roughest, rock-laden, root-strewn terrain imaginable. Its 27.5-inch wheels are designed for optimal performance for all riders, and they combine with the Compulsion's unique geometry to make it a better climbing companion than other bikes in its class. For those riders looking to take on the challenge of Enduro racing, or for those who simply want one bike that's capable of handling any ride, then the Compulsion is the ideal choice to conquer any trail, any terrain, anytime.





FINISH Red (Matte Carbon, Black)	SIZES SM (16”), MD (18”), LG (20”), XL (22”) 
--	--

FRAME Felt All Mountain, 165mm travel, Equilink suspension, UHC Advanced carbon fiber, MMC with InsideOut construction, full carbon dropouts, Con-trolTaper head tube, post disc mount, replaceable derailleur hanger, 73mm threaded BB, carbon fiber rocker links, 12 x 148mm Syntace style thru axle, internal derailleur cable/brake hose/dropper post routing

SHOCK FOX Performance Float X2, 205 x 65mm Trunnion

FORK FOX Performance Elite 36 fork, 170mm travel, 15 x 110mm Boost thru axle

HEADSET FSA sealed cartridge bearings, semi-integrated, No.57, 1.125 - 1.5"

STEM Race Face Aeffect-R, ±6° rise, Ø35mm, S/M: 40mm --- L/XL: 50mm

HANDLEBAR Race Face Atlas, Ø35mm, 35mm rise, 8° sweep, 800mm wide

GRIPS Devox Pauley Grip, lock-on

SHIFTERS SRAM GX Eagle, 1x12

REAR DERAILLEUR SRAM GX Eagle 12-speed

CRANKSET Descendant 7K Eagle, 34T, SM: 170mm --- MD/LG/XL: 175mm
SM: 170mm, MD/LG/XL: 175mm

CHAINGUIDE MRP SXg top and bottom guide with direct attach bashguard

BOTTOM BRACKET SRAM GXP, BSA threaded, 73mm

CHAIN SRAM GX, 12-speed

FREEWHEEL/CASSETTE SRAM GX, 12-speed, 10-50T

BRAKE LEVER SRAM Guide RS

FRONT BRAKE SRAM Guide RS hydraulic disc, 180mm Centerline rotor

REAR BRAKE SRAM Guide RS hydraulic disc, 180mm Centerline rotor

SADDLE WTB Volt Race, Cr-Mo rails

SEATPOST KS LEV Integra dropper with South Paw, Ø30.9mm, SM: 100mm travel --- MD: 125mm travel --- LG: 150mm travel --- XL: 175mm travel

SEATPOST CLAMP Felt single bolt, Ø34.9mm

RIMS/WHEELSET Race Face Aeffect-R wheelset, tubeless ready


FRONT HUB Race Face, 15 x 110mm Boost thru axle, 6-bolt, 32H

REAR HUB Race Face, XD driver, 12 x 148mm Boost thru axle, 6-bolt, 32H

THRU AXLES Rear: Felt leverless 12 x 148 x 166L Syntace style, thread: M12 x 1.0

TIRES Maxxis DHF, EXO/TR, tubeless ready, 27.5 x 2.6"



FINISH Matte Grey (Carbon, Black)	SIZES SM (16”), MD (18”), LG (20”), XL (22”) 
---	--

FRAME Felt All Mountain, 165mm travel, Equilink suspension, UHC Advanced carbon fiber, MMC with InsideOut construction, full carbon dropouts, Con-trolTaper head tube, post disc mount, replaceable derailleur hanger, 73mm threaded BB, carbon fiber rocker links, 12 x 148mm Syntace style thru axle, internal derailleur cable/brake hose/dropper post routing

SHOCK FOX Performance Float DPX2, 205 x 65mm Trunnion

FORK FOX Performance 36 fork, 170mm travel, 15 x 110mm Boost thru axle

HEADSET Sealed cartridge bearings, semi-integrated, No.57, 1.125 - 1.5"

STEM Devox, ±7° rise, Ø35mm, S/M: 45mm --- L/ XL: 55mm

HANDLEBAR Devox 6061, Ø35mm, 15mm rise, 9° sweep, 780mm wide

GRIPS Devox Pauley Grip, lock-on

SHIFTERS SRAM NX 11speed

REAR DERAILLEUR SRAM NX 11-speed

CRANKSET Race Face Aeffect, 32T, SM: 170mm --- MD/LG/XL: 175mm

CHAINGUIDE MRP AMg top guide with direct attach bashguard

BOTTOM BRACKET Race Face, BSA threaded, 73mm

CHAIN SRAM PC1110, 11-speed

FREEWHEEL/CASSETTE SRAM PG 1130, 11-speed, 11-42T

BRAKE LEVER Shimano

FRONT BRAKE Shimano MT-500 hydraulic disc, 180mm rotor

REAR BRAKE Shimano MT-500 hydraulic disc, 180mm rotor

SADDLE WTB Volt Comp, Cr-Mo rails

SEATPOST KS eTen i dropper with South Paw P, Ø30.9mm, SM/MD: 100mm travel --- LG/XL: 125mm travel

SEATPOST CLAMP Felt single bolt, Ø34.9mm

RIMS/WHEELSET Double wall, tubeless ready, 29mm inner width

FRONT HUB 15 x 110mm Boost thru axle, 6-bolt, 32H

REAR HUB Shimano driver, 12 x 148mm Boost thru axle, 6-bolt, 32H

SPOKES 2.0/1.8mm double-buttet stainless steel

THRU AXLES Rear: Felt leverless 12 x 148 x 166L Syntace style, thread: M12 x 1.0

TIRES Maxxis DHF, EXO/TR, tubeless ready, 27.5 x 2.6"

COMPULSION1 Frameset



FINISH
Matte Olive (Carbon, Black)

SIZES
SM (16”), MD (18”), LG (20”), XL (22”)



FRAME Felt All Mountain, 165mm travel, Equilink suspension, UHC Advanced carbon fiber, MMC with InsideOut construction, full carbon dropouts, ControlTaper head tube, post disc mount, replaceable derailleur hanger, 73mm threaded BB, carbon fiber rocker links, 12 x 148mm Syntace style thru axle, internal derailleur cable/brake hose/dropper post routing

SHOCK FOX Performance Float X2, 205 x 65mm Trunnion

HEADSET FSA sealed cartridge bearings, semi-integrated, No.57, 1.125 - 1.5”

SEATPOST CLAMP Felt single bolt, Ø34.9mm

THRU AXLE Rear: Felt leverless 12 x 148 x 166L Syntace style, thread: M12 x 1.0






DECREE SERIES

Meet the ultimate trail bike. The Decree is a no-compromise machine that utilizes the modern 27.5-inch wheel platform and Felt Active Stay Technology (FAST) suspension to allow for cross-country-like climbing and incredible descending prowess. Its geometry is characterized by a low bottom bracket height, long front end and slack head angle, all of which combine for enhanced stability at high speeds. Riders also have the freedom to tune the Decree's geometry thanks to Felt's innovative Flip Chip system. Changing the orientation of these eccentric chips in the seat stay pivot will raise or lower the bottom bracket height by 10mm and slacken or steepen the head angle by one degree, allowing riders to personalize the Decree to their unique riding style. Along with internal cable routing, a removable front derailleur mount and accommodation for dropper posts, the Decree is the one trail bike for all occasions.



FINISH Matte Textreme (White)	SIZES SM (16"), MD (18"), LG (20"), XL (22")	
---	--	---

FRAME Felt Trail, 140mm travel, FAST suspension, UHC Ultimate + TeXtreme carbon fiber, MMC with InsideOut construction, full carbon dropouts, ControlTaper head tube, post disc mount, replaceable derailleur hanger, 73mm threaded BB, carbon fiber rocker links, 1X specific, 12 x 148mm Syntace style thru axle, internal derailleur cable/brake hose/drop-per post routing

SHOCK RockShox Super Deluxe RCT, Debonair with custom tune, 205 x 62.5 Trunnion

FORK RockShox Pike RCT3 Solo Air, 150mm travel, 15 x 110mm Boost thru axle

HEADSET FSA sealed cartridge bearings, semi-integrated upper, external cup lower, DX Pro, 1.125 - 1.5"

STEM Race Face Turbine-R, ±6° rise, Ø35mm, SM/MD: 40mm, LG/XL: 50mm

HANDLEBAR Race Face Next carbon, Ø35mm, 20mm rise, 8° sweep, 760mm wide

GRIPS ESI Racers Edge

SHIFTERS SRAM XX1 Eagle, 1x12

REAR DERAILLEUR SRAM XX1 Eagle 12-speed

CRANKSET SRAM XX1 Eagle, 34T, SM: 170mm, MD/LG/XL: 175mm

BOTTOM BRACKET SRAM GXP, BSA threaded, 73mm

CHAIN SRAM XX1, 12-speed

FREEWHEEL/CASSETTE SRAM XG1295, 12-speed, 10-50T

BRAKE LEVER SRAM Guide Ultimate with carbon lever

FRONT BRAKE SRAM Guide Ultimate hydraulic disc, 180mm rotor

REAR BRAKE SRAM Guide Ultimate hydraulic disc, 160mm rotor

SADDLE WTB SL8 Carbon, carbon rails

SEATPOST RockShox Reverb Stealth with 1X remote, Ø30.9mm, SM: 100mm travel, MD/LG: 125mm travel, XL: 150mm travel

SEATPOST CLAMP Felt single clamp with titanium bolt, Ø34.9mm


RIMS/WHEELSET Race Face Next-R wheelset, tubeless ready

FRONT HUB Race Face, 15 x 110mm Boost thru axle, 6-bolt

REAR HUB Race Face, XD driver, 12 x 148mm Boost thru axle, 6-bolt

TIRES Maxxis Minion DHF, 3C/EXO/TR, tubeless ready, 27.5 x 2.5"



FINISH Storm Grey (Vermillion)	SIZES SM (16"), MD (18"), LG (20"), XL (22")	
--	--	---

FRAME Felt Trail, 140mm travel, FAST suspension, UHC Advanced carbon fiber, MMC with InsideOut construction, full carbon dropouts, ControlTaper head tube, post disc mount, replaceable derailleur hanger, 73mm threaded BB, carbon fiber rocker links, 1X specific, 12 x 148mm Syntace style thru axle, internal derailleur cable/brake hose/dropper post routing

SHOCK RockShox Super Deluxe RCT, Debonair with custom tune, 205 x 62.5 Trunnion

FORK RockShox Pike RC Solo Air, 150mm travel, 15 x 110mm Boost thru axle

HEADSET FSA sealed cartridge bearings, semi-integrated upper, external cup lower, DX Pro, 1.125 - 1.5"

STEM Devox, ±7° rise, Ø31.8mm with Cr-Mo bolts, SM/MD: 60mm, LG/XL: 70mm

HANDLEBAR Devox carbon riser, Ø31.8mm, 15mm rise, 9° sweep, 760mm wide

GRIPS Devox Pauley Grip, lock-on

SHIFTERS SRAM X01 Eagle, 1x12

REAR DERAILLEUR SRAM X01 Eagle, 12-speed

CRANKSET SRAM X01 Eagle, 34T, SM: 170mm, MD/LG/XL: 175mm

BOTTOM BRACKET SRAM GXP, BSA threaded, 73mm

CHAIN SRAM X01, 12-speed

FREEWHEEL/CASSETTE SRAM XG1295, 12-speed, 10-50T

BRAKE LEVER SRAM Guide RSC

FRONT BRAKE SRAM Guide RSC hydraulic disc, 180mm rotor

REAR BRAKE SRAM Guide RSC hydraulic disc, 160mm rotor

SADDLE WTB Volt Race, Cr-Mo rails

SEATPOST RockShox Reverb Stealth with 1X remote, Ø30.9mm, SM: 100mm travel, MD/LG: 125mm travel, XL: 150mm travel

SEATPOST CLAMP Felt single bolt, Ø34.9mm


RIMS/WHEELSET Race Face Aeffect-R wheelset, tubeless ready

FRONT HUB Race Face, 15 x 110mm Boost thru axle, 6-bolt

REAR HUB Race Face, XD driver, 12 x 148mm Boost thru axle, 6-bolt

TIRES Maxxis Minion DHF, 3C/EXO/TR, tubeless ready, 27.5 x 2.5"



FINISH Matte Carbon (Grey)	SIZES SM (16”), MD (18”), LG (20”), XL (22”) 
--------------------------------------	--

FRAME Felt Trail, 140mm travel, FAST suspension, UHC Advanced carbon fiber, MMC with InsideOut construction, full carbon dropouts, ControlTaper head tube, post disc mount, replaceable derailleur hanger, 73mm threaded BB, carbon fiber rocker links, 1X specific, 12 x 148mm Syntace style thru axle, internal derailleur cable/brake hose/dropper post routing

SHOCK RockShox Deluxe RT3, Debonair with custom tune, 205 x 62.5mm Trunnion

FORK RockShox Revelation RC 150mm travel, 15 x 110mm Boost thru axle

HEADSET Sealed cartridge bearings, semi-integrated upper, external cup lower, 1.125 - 1.5”

STEM Devox, ±7° rise, Ø31.8mm with Cr-Mo bolts, SM/MD: 60mm, LG/XL: 70mm

HANDLEBAR Devox 6061 riser, Ø31.8mm, 15mm rise, 6° sweep, 760mm wide

GRIPS Devox Pauley Grip, lock-on

SHIFTERS SRAM GX Eagle, 1x12

REAR DERAILEUR SRAM GX Eagle, 12-speed

CRANKSET SRAM Stylo 6K Powerspline, 34T, SM: 170mm, MD/LG/XL: 175mm

BOTTOM BRACKET SRAM Powerspline, BSA threaded, 73mm

CHAIN SRAM GX, 12-speed

FREEWHEEL/CASSETTE SRAM GX, 12-speed, 10-50T

BRAKE LEVER Shimano

FRONT BRAKE Shimano Deore M6000 hydraulic disc, 180mm rotor

REAR BRAKE Shimano Deore M6000 hydraulic disc, 160mm rotor

SADDLE WTB Volt Race, Cr-Mo rails

SEATPOST KS LEV SI with South Paw P, Ø30.9mm, SM: 100mm travel, MD/LG: 125mm travel, XL: 150mm travel

SEATPOST CLAMP Felt single bolt, Ø34.9mm

RIMS/WHEELSET Alex MD30, tubeless ready, 30mm inner width


FRONT HUB 15 x 110mm Boost thru axle, 6-bolt, 32H

REAR HUB XD driver, 12 x 148mm Boost thru axle, 6-bolt, 32H

SPOKES 2.0/1.8mm double-buttet stainless steel

TIRES Maxxis Minion DHF, EXO/TR, tubeless ready, 27.5 x 2.5”



FINISH Navy Blue (Silver)	SIZES SM (16”), MD (18”), LG (20”), XL (22”) 
-------------------------------------	--

FRAME Felt Trail, 140mm travel, FAST suspension, UHC Advanced carbon fiber, MMC with InsideOut construction, full carbon dropouts, ControlTaper head tube, post disc mount, replaceable derailleur hanger, 73mm threaded BB, carbon fiber rocker links, 1X specific, 12 x 148mm Syntace style thru axle, internal derailleur cable/brake hose/dropper post routing

SHOCK RockShox Delux R, Debonair with custom tune, 205 x 62.5mm Trunnion

FORK RockShox Recon Gold RL, 150mm travel, 15 x 110mm Boost thru axle

HEADSET Sealed cartridge bearings, semi-integrated upper, external cup lower, 1.125 - 1.5”

STEM Devox, ±7° rise, Ø31.8mm with Cr-Mo bolts, SM/MD: 60mm, LG/XL: 70mm

HANDLEBAR Devox 6061 riser, Ø31.8mm, 15mm rise, 6° sweep, 760mm wide

GRIPS Devox Pauley Grip, lock-on

SHIFTERS SRAM NX, 1x11

REAR DERAILEUR SRAM NX 11-speed

CRANKSET Race Face Aeffect, 32T, SM: 170mm, MD/LG/XL: 175mm

BOTTOM BRACKET Race Face, BSA threaded, 73mm

CHAIN SRAM PC1110, 11-speed

FREEWHEEL/CASSETTE SRAM PG 1130, 11-speed, 11-42

BRAKE LEVER Shimano

FRONT BRAKE Shimano M365 hydraulic disc, 180mm rotor

REAR BRAKE Shimano M365 hydraulic disc, 160mm rotor

SADDLE WTB Volt Comp, steel rails

SEATPOST KS eTen i dropper with South Paw P, Ø30.9mm, SM/MD: 100mm travel, LG/XL: 125mm travel

SEATPOST CLAMP Felt single bolt, Ø34.9mm

RIMS/WHEELSET Double wall, tubeless ready, 29mm inner width


FRONT HUB 15 x 110mm Boost thru axle, 6-bolt, 32H

REAR HUB Shimano driver, 12 x 148mm Boost thru axle, 6-bolt, 32H

SPOKES 2.0/1.8mm double-buttet stainless steel

TIRES Maxxis Minion DHF, EXO/TR, tubeless ready, 27.5 x 2.5”



FINISH Matte Black (Aqua)	SIZES SM (16"), MD (18"), LG (20"), XL (22")	
-------------------------------------	--	---

FRAME Felt Trail, 6061 front triangle with UHC Performance carbon fiber swingarm, MMC w/ InsideOut construction, Full carbon dropouts, 140mm travel, FAST suspension, ControlTaper head tube, post disc mount, replaceable derailleur hanger, standard 73mm threaded bottom bracket, 12 x 142mm w/ Syntace style thru axle, Ø30.9mm seatpost size, high direct FD mount

SHOCK Rock Shox Monarch RT, Debonair with High Volume eyelet,custom tune, 200 x 57

FORK Rock Shox Revelation RL Solo Air, 150mm travel

HEADSET FSA SX semi integrated tapered headset, external lower cup w/8mm custom cone spacer

STEM Felt MTB 3D-forged threadless 1-1/8" +/- 7° rise for Ø31.8mm handlebar w/ black Cr-Mo bolts: SM/MD - 60mm LG/XL - 70mm

HANDLEBAR Felt MTB 6061 riser, Ø31.8mm, 15mm rise x 6° sweep x 9° bend (760mm)

GRIPS Felt Wing lock-on grip

SHIFTERS Shimano Deore 2x10

FRONT DERAILLEUR Shimano Deore, high direct mount

REAR DERAILLEUR Shimano XT 10-speed Shadow Plus, long cage

CRANKSET Shimano Deore 2x10 SM - 170mm MD/ LG/XL - 175mm

BOTTOM BRACKET Shimano 73mm

CHAIN Shimano HG54

FREEWHEEL/CASSETTE Shimano Deore 10-speed, 11-36T

BRAKE LEVER Shimano M355

FRONT BRAKE Shimano M355, 180mm rotor

REAR BRAKE Shimano M355, 160mm rotor

SADDLE WTB Volt Comp - Steel rails

SEATPOST KS Drop Zone SM/MD - Ø30.9 x 350mm -100mm travel LG - Ø30.9 x 385mm - 125mm travel XL - Ø30.9 x 420mm - 125mm travel

SEATPOST CLAMP Aluminum 6061 CNC cold-forged w/ Cr-Mo bolt, Ø34.9mm

RIMS/WHEELSET Aluminum double wall, 21mm inside


FRONT HUB Shimano Deore, centerlock, 15x100

REAR HUB Shimano Deore, centerlock, 12x142

SPOKES 2.0/1.8mm double-buttressed stainless

TIRES Schwalbe Nobby Nic Performance, Folding, 27.5 x 2.35



FINISH Matte Storm Grey (Carbon)	SIZES SM (16"), MD (18"), LG (20"), XL (22")	
--	--	---

FRAME Felt Trail, UHC Advanced carbon fiber, MMC with InsideOut construction, Full carbon dropouts, 140mm travel, FAST suspension, ControlTaper head tube, post disc mount, replaceable derailleur hanger, 73mm threaded BB, carbon fiber trunnion rocker links, 1x specific, 12 x 148mm Syntace style thru axle, internal derailleur cable/brake hose/dropper post routing, Ø30.9mm seat post size

SHOCK RockShox Super Deluxe RCT, Debonair with custom tune, 205 x 62.5 Trunnion

HEADSET FSA sealed cartridge bearings, semi-integrated upper, external cup lower, DX Pro, 1.125 - 1.5"

SEATPOST CLAMP Felt single bolt, Ø34.9mm


ACCESSORIES Frameset includes rear shock, headset, seat clamp and rear thru axle

EDICT SERIES

Felt Bicycles was born from racing. And for the cross-country course, the Edict is our crowning achievement. A race bike must be lightweight, and Felt's decades-long history of carbon fiber engineering has placed the Edict in a weight class well below those of our nearest competitors. A race bike requires impeccable handling, so Felt's engineers gifted the Edict with refined geometry that allows for precise steering, yet is incredibly stable at high speeds. A race bike must be able to handle anything the course throws its way, and so the Edict features Felt Active Stay Technology (FAST) suspension with 120mm of front and 100mm of rear travel, which means that even the roughest racing lines are no longer off limits. Optimized for racing yet versatile enough for your local trails, the Edict has been issued.





FINISH Matte Textreme (White)	SIZES SM (16"), MD (18"), LG (20"), XL (22")	
---	--	---

FRAME Felt XC, 100mm travel, FAST suspension, UHC Ultimate + TeXtreme carbon fiber, MMC with InsideOut construction, full carbon dropouts, ControlTaper head tube, post disc mount, replaceable derailleur hanger, 73mm threaded BB, carbon fiber rocker links, 1x specific, 12 x 148mm Syntace style thru axle, internal derailleur cable routing

SHOCK RockShox Deluxe RT Full Sprint remote, Debonair, custom tune, 190 x 40mm

FORK RockShox SID, World Cup Solo air, 100mm travel, OneLoc full sprint, 15 x 110mm Boost thru axle

HEADSET FSA integrated sealed cartridge bearing, No.42ACB-A, 1.125" - 1.5"

STEM Race Face Turbine ±6° rise, Ø31.8mm, SM/MD: 70mm, LG: 90mm, XL: 100mm

HANDLEBAR Race Face Next carbon flat bar, Ø31.8mm, 9° sweep, 720mm wide

GRIPS ESI Racers Edge

SHIFTERS SRAM XX1 Eagle, 1x12

REAR DERAILLEUR SRAM XX1 Eagle, 12-speed

CRANKSET SRAM XX1 Eagle, 34T, SM: 170mm MD/LG/XL: 175mm

BOTTOM BRACKET SRAM GXP, BSA threaded, 73mm

CHAIN SRAM XX1, 12-speed

FREEWHEEL/CASSETTE SRAM XG1295, 12-speed, 10-50T

BRAKE LEVER SRAM Level Ultimate

FRONT BRAKE SRAM Level Ultimate hydraulic disc, 180mm rotor

REAR BRAKE SRAM Level Ultimate hydraulic disc, 160mm rotor

SADDLE Prologo Nago X10, Nack carbon rails

SEATPOST Race Face Next SL carbon, Ø30.9 x 400mm

SEATPOST CLAMP Felt single clamp with titanium bolt, Ø34.9mm


RIMS/WHEELSET DT Swiss XRC1200 wheelset, tubeless ready

FRONT HUB DT, 15 x 110mm Boost thru axle, 6-bolt

REAR HUB DT, XD driver, 12 x 148mm Boost thru axle, 6-bolt

TIRES Maxxis Ardent Race, 3C/EXO/TR, tubeless ready, 29 x 2.2"



FINISH Matte Carbon (Blue, Grey)	SIZES SM (16"), MD (18"), LG (20"), XL (22")	
--	--	---

FRAME Felt XC, 100mm travel, FAST suspension, UHC Advanced carbon fiber, MMC with InsideOut construction, full carbon dropouts, ControlTaper head tube, post disc mount, replaceable derailleur hanger, 73mm threaded BB, carbon fiber rocker links, 1x specific, 12 x 148mm Syntace style thru axle, internal derailleur cable routing

SHOCK RockShox Deluxe RC3 Debonair, custom tune, 190 x 40mm

FORK RockShox SID RL Solo air, 100mm travel, remote, 15 x 110mm Boost thru axle

HEADSET FSA integrated sealed cartridge bearing, No.42ACB-A, 1.125" - 1.5"

STEM Devox, ±7° rise, Ø31.8mm with Cr-Mo bolts, SM/MD: 80mm, LG: 90mm, XL: 100mm

HANDLEBAR Devox carbon flat top, Ø31.8mm, 8mm rise, 9° sweep, 720mm wide

GRIPS ESI Racers Edge

SHIFTERS SRAM X01, 1x12

REAR DERAILLEUR SRAM X01 Eagle, 12-speed

CRANKSET SRAM X01 Eagle, 34T, SM: 170mm, MD/LG/XL: 175mm

CHAINWHEEL

BOTTOM BRACKET SRAM GXP, BSA threaded, 73mm

CHAIN SRAM X01, 12-speed

FREEWHEEL/CASSETTE SRAM XG1295, 12-speed, 10-50T

BRAKE LEVER SRAM Level TLM

FRONT BRAKE SRAM Level TLM hydraulic disc, 180mm Centerline rotor

REAR BRAKE SRAM Level TLM hydraulic disc, 160mm Centerline rotor

SADDLE Prologo Kappa RS, T2.0 rails

SEATPOST Felt carbon post, forged head, 15mm offset, Ø30.9, SM: 350mm, MD/LG/XL: 400mm

SEATPOST CLAMP Felt single bolt, Ø34.9mm


RIMS/WHEELSET DT Swiss X1750 wheelset, tubeless ready, 25mm inner width

FRONT HUB DT, 15 x 110mm Boost thru axle, 6-bolt

REAR HUB DT, XD driver, 12 x 148mm Boost thru axle, 6-bolt

TIRES Maxxis Ardent Race, EXO/TR, tubeless ready, 29 x 2.2"



FINISH Red (Silver, Black)	SIZES SM (16"), MD (18"), LG (20"), XL (22")	
--------------------------------------	--	---

FRAME Felt XC, 100mm travel, FAST suspension, UHC Advanced carbon fiber, MMC with InsideOut construction, full carbon dropouts, ControlTaper head tube, post disc mount, replaceable derailleur hanger, 73mm threaded BB, carbon fiber rocker links, 1x specific, 12 x 148mm Syntace style thru axle, internal derailleur cable routing

SHOCK RockShox Deluxe RL Debonair, custom tune, 190 x 40mm

FORK RockShox Reba RL Solo air, 120mm travel, remote, 15 x 110mm Boost thru axle

HEADSET FSA integrated sealed cartridge bearing, No.42ACB-A, 1.125" - 1.5"

STEM Devox, ±7° rise, Ø31.8mm with Cr-Mo bolts, SM/MD: 80mm, LG: 90mm, XL: 100mm

HANDLEBAR Devox 6061 flat top, Ø31.8mm, 5mm rise, 9° sweep, 720mm wide

GRIPS Devox Pauley Grip, lock-on

SHIFTERS SRAM GX, 1x12

REAR DERAILLEUR SRAM GX Eagle 12-speed

CRANKSET SRAM Stylo 6K Powerspline, SM: 170mm, MD/LG/XL: 175mm

BOTTOM BRACKET SRAM Powerspline, BSA threaded, 73mm

CHAIN SRAM GX, 12-speed

FREEWHEEL/CASSETTE SRAM GX, 12-speed, 10-50T

BRAKE LEVER Shimano

FRONT BRAKE Shimano MT-500 hydraulic disc, 180mm rotor

REAR BRAKE Shimano MT-500 hydraulic disc, 160mm rotor

SADDLE Prologo Kappa RS, T2.0 rails

SEATPOST Felt butted 6061, dual bolt, 15mm offset, Ø30.9, SM: 350mm, MD/LG/XL: 400mm

SEATPOST CLAMP Felt single bolt, Ø34.9mm

RIMS/WHEELSET Alex MD25, tubeless ready, 25mm inner width


FRONT HUB 15 x 110mm Boost thru axle, Center Lock, 32H

REAR HUB XD driver, 12 x 148mm Boost thru axle, Center Lock, 32H

SPOKES 2.0/1.8mm double-buttet stainless steel

TIRES Maxxis Ardent, EXO/TR, tubeless ready, 29 x 2.25"



FINISH Matte Blue (Black)	SIZES SM (16"), MD (18"), LG (20"), XL (22")	
-------------------------------------	--	---

FRAME Felt XC, 100mm travel, FAST suspension, UHC Advanced carbon fiber, MMC with InsideOut construction, full carbon dropouts, ControlTaper head tube, post disc mount, replaceable derailleur hanger, 73mm threaded BB, carbon fiber rocker links, 1x specific, 12 x 148mm Syntace style thru axle, internal derailleur cable routing

SHOCK RockShox Deluxe R Debonair, custom tune, 190 x 40mm

FORK RockShox Recon RL Solo air, Remote, 120mm travel, 15 x 110mm Boost thru axle

HEADSET FSA integrated sealed cartridge bearing, No.42ACB-A, 1.125" - 1.5"

STEM Devox, ±7° rise, Ø31.8mm with Cr-Mo bolts, SM/MD: 80mm, LG: 90mm, XL: 100mm

HANDLEBAR Devox 6061 flat top, Ø31.8mm, 5mm rise, 9° sweep, 720mm wide

GRIPS Devox Pauley Grip, lock-on

SHIFTERS SRAM NX, 1x11

REAR DERAILLEUR SRAM NX 11-speed

CRANKSET Race Face Aeffect, 32T, SM: 170mm, MD/LG/XL: 175mm

BOTTOM BRACKET Race Face, BSA threaded, 73mm

CHAIN SRAM PC1110, 11-speed

FREEWHEEL/CASSETTE SRAM PG 1130, 11-speed, 11-42T

BRAKE LEVER Shimano

FRONT BRAKE Shimano M365 hydraulic disc, 180mm rotor

REAR BRAKE Shimano M365 hydraulic disc, 160mm rotor

SADDLE Prologo Kappa RS, STN rails

SEATPOST Felt butted 6061, dual bolt, 15mm offset, Ø30.9, SM: 350mm, MD/LG/XL: 400mm

SEATPOST CLAMP Felt single bolt, Ø34.9mm

RIMS/WHEELSET Double wall, tubeless ready, 25mm inner width

FRONT HUB 15 x 110mm Boost thru axle, Center Lock, 32H


REAR HUB Shimano driver, 12 x 148mm Boost thru axle, Center Lock, 32H

SPOKES 2.0mm stainless steel

TIRES Maxxis Ardent, EXO/TR, tubeless ready, 29 x 2.25"

EDICTFRD Frameset



FINISH Matte Textreme (White)	SIZES SM (16"), MD (18"), LG (20"), XL (22")	
---	--	---

FRAME Felt XC, 100mm travel, FAST suspension, UHC Ultimate + TeXtreme carbon fiber, MMC with InsideOut construction, full carbon dropouts, ControlTaper head tube, post disc mount, replaceable derailleur hanger, 73mm threaded BB, carbon fiber rocker links, 1x specific, 12 x 148mm Syntace style thru axle, internal derailleur cable routing, Ø30.9 seat post size

SHOCK RockShox Deluxe RT Full Sprint remote, Debonair, custom tune, 190 x 40mm


HEADSET FSA integrated sealed cartridge bearing, No.42ACB-A, 1.125" - 1.5"

SEATPOST CLAMP Felt single clamp with titanium bolt, Ø34.9mm

ACCESSORIES Frameset includes rear shock, headset, seat clamp and rear thru axle

EDICT1 Frameset



FINISH Matte Carbon (Silver, Gloss Red)	SIZES SM (16"), MD (18"), LG (20"), XL (22")	
---	--	---

FRAME Felt XC, 100mm travel, FAST suspension, UHC Advanced carbon fiber, MMC with InsideOut construction, full carbon dropouts, ControlTaper head tube, post disc mount, replaceable derailleur hanger, 73mm threaded BB, carbon fiber rocker links, 1x specific, 12 x 148mm Syntace style thru axle, internal derailleur cable routing, Ø30.9 seat post size

SHOCK RockShox Deluxe RC3 Debonair, custom tune, 190 x 40mm

HEADSET FSA integrated sealed cartridge bearing, No.42ACB-A, 1.125" - 1.5"

SEATPOST CLAMP Felt single bolt, Ø34.9mm

ACCESSORIES Frameset includes rear shock, headset, seat clamp and rear thru axle




DOCTRINE SERIES

When the cross-country racecourse demands the lightest bike possible, Felt's team of world-class athletes reach for the Doctrine. Its hardtail design combined with Felt's extensive materials expertise has yielded a Series that represents the lightest and stiffest in its class with maximum pedaling efficiency. Imbued with Felt's legendary racing geometry that begets the most precise handling available, the Doctrine can tackle any switchback-laden climb or technical singletrack descent with confidence. And with its 29-inch wheels and suspension fork, the Doctrine doubles down as a capable trail bike.





FINISH Matte Carbon (Blue, Grey)	SIZES XS (14"), SM (16"), MD (18"), LG (20"), XL (22")	
--	--	---

FRAME Felt XC, UHC Advanced carbon fiber, MMC with InsideOut construction, full carbon dropouts, ControlTaper head tube, Kevlar chain watcher, replaceable derailleur hanger, flat mount disc mounts, BB92, 12 x 148mm Syntace style thru axle, internal derailleur cable routing

FORK RockShox Sid RL Solo Air, 100mm travel, OneLoc remote, 15 x 110mm Boost thru axle

HEADSET FSA integrated sealed cartridge bearing, No.42ACB-A, 1.125" - 1.5"

STEM Devox, ±7° rise, Ø31.8mm with Cr-Mo bolts, XS: 70mm, SM/MD: 80mm, LG: 90mm, XL: 100mm

HANDLEBAR Devox carbon flat top, Ø31.8mm, 8mm rise, 9° sweep, 720mm wide

GRIPS ESI Racers Edge

SHIFTERS SRAM X01, 1x12

REAR DERAILLEUR SRAM X01 Eagle, 12-speed

CRANKSET SRAM X01 Eagle, 34T, XS/SM: 170mm, MD/LG/XL: 175mm

BOTTOM BRACKET SRAM GXP

CHAIN SRAM X01, 12-speed

FREEWHEEL/CASSETTE SRAM XG1295, 12-speed, 10-50T

BRAKE LEVER SRAM Level TLM

FRONT BRAKE SRAM Level TLM hydraulic disc, 180mm rotor

REAR BRAKE SRAM Level TLM hydraulic disc, 160mm rotor

SADDLE Prologo Kappa RS, T2.0 rails

SEATPOST Devox carbon post, forged head, 15mm offset, Ø27.2, XS/SM: 350mm, MD/LG/XL: 400mm

SEATPOST CLAMP Felt single bolt, Ø31.8mm


RIMS/WHEELSET DT Swiss X1750 wheelset, tubeless ready, 25mm inner width

FRONT HUB DT, 15 x 110mm Boost thru axle, 6-bolt

REAR HUB DT, XD driver, 12 x 148mm Boost thru axle, 6-bolt

TIRES Maxxis Ikon, folding, EXO/TR, tubeless ready, 29 x 2.2"



FINISH Red (White, Black)	SIZES XS (14"), SM (16"), MD (18"), LG (20"), XL (22")	
-------------------------------------	--	---

FRAME Felt XC, UHC Advanced carbon fiber, MMC with InsideOut construction, full carbon dropouts, ControlTaper head tube, Kevlar chain watcher, replaceable derailleur hanger, flat mount disc mounts, BB92, 12 x 148mm Syntace style thru axle, internal derailleur cable routing

FORK RockShox Reba RL 29 Solo Air, 100mm travel, OneLoc remote, 15 x 110mm Boost thru axle

HEADSET FSA integrated sealed cartridge bearing, No.42ACB-A, 1.125" - 1.5"

STEM Devox, ±7° rise, Ø31.8mm with Cr-Mo bolts, XS: 70mm, SM/MD: 80mm, LG: 90mm, XL: 100mm

HANDLEBAR Devox 6061 butted riser, Ø31.8mm, 15mm rise, 9° sweep, 720mm wide

GRIPS Devox Pauley Grip

SHIFTERS SRAM GX, 1x12

REAR DERAILLEUR SRAM GX Eagle 12-speed

CRANKSET SRAM Stylo 6K, 34T, XS/SM: 170mm, MD/LG/XL: 175mm

BOTTOM BRACKET SRAM Powerspline

CHAIN SRAM GX, 12-speed

FREEWHEEL/CASSETTE SRAM GX, 12-speed, 10-50T

BRAKE LEVER Shimano

FRONT BRAKE Shimano Deore M506 hydraulic disc, 180mm rotor

REAR BRAKE Shimano Deore M506 hydraulic disc, 160mm rotor

SADDLE Prologo Kappa RS, T2.0 rails

SEATPOST Devox butted 6061, dual bolt, 15mm offset, Ø27.2, XS/SM: 350mm, MD/LG/XL: 400mm

SEATPOST CLAMP Felt single bolt, Ø31.8mm

RIMS/WHEELSET Alex MD25, tubeless ready, 24mm inner width


FRONT HUB 15 x 110mm Boost thru axle, Center Lock

REAR HUB XD driver, 12 x 148mm Boost thru axle, Center Lock, 32H

SPOKES 2.0mm stainless steel

TIRES Maxxis Ikon, folding, EXO/TR, tubeless ready, 29 x 2.2"



FINISH Matte Marlin Blue (Red, Black)	SIZES XS (14"), SM (16"), MD (18"), LG (20"), XL (22")	
---	--	---

FRAME Felt XC, UHC Performance carbon fiber, MMC with InsideOut construction, full carbon dropouts, ControlTaper head tube, Kevlar chain watcher, replaceable derailleur hanger, flat mount disc mounts, BB92, 12 x 148mm Syntace style thru axle, internal derailleur cable routing

FORK RockShox Recon RL Solo Air, 100mm travel, OneLoc remote, 15 x 110mm Boost thru axle

HEADSET FSA integrated sealed cartridge bearing, No.42ACB-A, 1.125" - 1.5"

STEM Devox, ±7° rise, Ø31.8mm with Cr-Mo bolts, XS: 70mm, SM/MD: 80mm, LG: 90mm, XL: 100mm

HANDLEBAR Devox 6061 butted riser, Ø31.8mm, 15mm rise, 9° sweep, 720mm wide

GRIPS Devox Pauley Grip

SHIFTERS SRAM NX, 1x11

REAR DERAILLEUR SRAM NX 11-speed

CRANKSET Race Face Aeffect, 32T, XS/SM: 170mm, MD/LG/XL: 175mm

BOTTOM BRACKET Race Face, BB92

CHAIN SRAM PC1110, 11-speed

FREEWHEEL/CASSETTE SRAM PG 1130, 11-speed, 11-42T

BRAKE LEVER Shimano

FRONT BRAKE Shimano M365 hydraulic disc, 180mm rotor

REAR BRAKE Shimano M365 hydraulic disc, 160mm rotor

SADDLE Prologo Kappa RS, STN rails

SEATPOST Devox butted 6061, dual bolt, 15mm offset, Ø27.2, XS/SM: 350mm, MD/LG/XL: 400mm

SEATPOST CLAMP Felt single bolt, Ø31.8mm

RIMS/WHEELSET Double wall, tubeless ready, 25mm inner width


FRONT HUB 15 x 110mm Boost thru axle, Center Lock, 32H

REAR HUB Shimano driver, 12 x 148mm Boost thru axle, Center Lock, 32H

SPOKES 2.0mm stainless steel

TIRES Maxxis Ikon, folding, tubeless ready, 29 x 2.2"



FINISH Matte Carbon (Red, Grey)	SIZES XS (14"), SM (16"), MD (18"), LG (20"), XL (22")	
---	--	---

FRAME Felt XC, UHC Advanced carbon fiber, MMC with InsideOut construction, full carbon dropouts, ControlTaper head tube, Kevlar chain watcher, replaceable derailleur hanger, 140mm flat mount disc mounts, BB92, 12 x 148mm Syntace style thru axle, internal derailleur cable routing, Ø27.2 seat post size

HEADSET FSA integrated sealed cartridge bearing, No.42ACB-A, 1.125" - 1.5"

SEATPOST CLAMP Felt single bolt, Ø31.8mm


ACCESSORIES Frameset includes headset, seat clamp and rear thru axle

DISPATCH 9 SERIES

The Dispatch 9 features many of the same technologies developed for Felt's high-performance, carbon Doctrine Series. These include a contemporary hardtail design and a 29-inch wheel platform. This gives the Dispatch 9 exceptional rollover capabilities and handling characteristics. The Dispatch 9 includes a 6061 aluminum frame for maximum durability, as well as a suspension fork that provides front-end damping to further enhance the bike's already impressive ride quality. Race-ready and capable of tackling any trail, the Dispatch 9 and its value-laden component selection are up for any off-road riding adventure.





FINISH Matte Orange (Blue, Black)	SIZES XS (14"), SM (16"), MD (18"), LG (20"), XL (22")	
---	--	---

FRAME Felt XC, SuperLite aluminum, hydroform, ControlTaper head tube, replaceable derailleur hanger, IS disc mounts, 73mm threaded BB, 135mm OLD

FORK RockShox 30 Silver, 100mm travel, tapered steerer

HEADSET FSA integrated sealed cartridge bearing, No.42ACB-A, 1.125" - 1.5"

STEM Devox, ±7° rise, Ø31.8mm with Cr-Mo bolts, XS: 50mm, S/M: 60mm, L/XL: 70mm

HANDLEBAR Devox 6061 riser, Ø31.8mm, 15mm rise, 6° sweep, 720mm wide

GRIPS Devox Pauley Grip

SHIFTERS Shimano Deore M610, 1x10

REAR DERAILLEUR Shimano Deore M6000 10-speed Shadow Plus, long cage

CRANKSET SRAM NX Powerspline, 30T, XS/SM: 170mm, MD/LG/XL: 175mm

BOTTOM BRACKET SRAM Powerspline, BSA threaded, 73mm

CHAIN Shimano HG54,10-speed

FREEWHEEL/CASSETTE SunRace CSM96, 10-speed, 11-40T

BRAKE LEVER Shimano

FRONT BRAKE Shimano M365 hydraulic disc, 180mm rotor

REAR BRAKE Shimano M365 hydraulic disc, 160mm rotor

SADDLE Devox performance

SEATPOST Devox butted 6061, dual bolt, 15mm offset, Ø27.2, XS/SM: 350mm, MD/LG/XL: 400mm

SEATPOST CLAMP Felt single bolt, Ø31.8mm

RIMS/WHEELSET Double wall, tubeless ready, 24mm inner width


FRONT HUB 100mm QR, Center Lock, 32H

REAR HUB 135mm QR, Center Lock, 32H

SPOKES 2.0mm stainless steel

TIRES Schwalbe Rapid Rob K-Guard, folding, tubeless ready, 29 x 2.25"



FINISH Matte Black (Green, Grey)	SIZES XS (14"), SM (16"), MD (18"), LG (20"), XL (22")	
--	--	---

FRAME Felt XC, F-Lite aluminum, hydroform, replaceable derailleur hanger, IS disc mounts, 73mm threaded BB, 135mm OLD

FORK SR/Suntour XCM-HLO, 100mm travel, preload, hydraulic lockout

HEADSET FSA semi-integrated, No.10, 1.125"

STEM Devox, ±7° rise, Ø31.8mm with Cr-Mo bolts, XS: 50mm, S/M: 60mm, L/XL: 70mm

HANDLEBAR Devox 6061 riser, Ø31.8mm, 15mm rise, 6° sweep, 720mm wide

GRIPS Devox Pauley Grip

SHIFTERS Shimano Acera M3000, 2x9

FRONT DERAILLEUR Shimano Deore M618, dual pull, down swing, 31.8 clamp

REAR DERAILLEUR Shimano Acera M3000 9-speed Shadow, long cage

CRANKSET SR/Suntour XCM, 38/24T, XS/SM: 170mm, MD/LG/XL: 175mm

BOTTOM BRACKET Sealed cartridge, BSA threaded, square taper axle, 73mm

CHAIN Shimano HG93, 9-speed

FREEWHEEL/CASSETTE Shimano HG200, 9-speed, 11-36T

BRAKE LEVER Tektro

FRONT BRAKE Tektro M285 hydraulic disc, 180mm rotor

REAR BRAKE Tektro M285 hydraulic disc, 160mm rotor

SADDLE Devox performance

SEATPOST Devox butted 6061, dual bolt, 15mm offset, Ø27.2, XS/SM: 350mm, MD/LG/XL: 400mm

SEATPOST CLAMP Felt single bolt, Ø31.8mm

RIMS/WHEELSET Double wall, tubeless ready, 24mm inner width


FRONT HUB 100mm QR, 6-bolt, 32H

REAR HUB 135mm QR, 6-bolt, 32H

SPOKES 2.0mm stainless steel

TIRES Schwalbe Rapid Rob K-Guard, folding, tubeless ready, 29 x 2.25"



FINISH Red (Green, Black)	SIZES XS (14"), SM (16"), MD (18"), LG (20"), XL (22")	
-------------------------------------	--	---

FRAME Felt XC, F-Lite aluminum, hydroform, replaceable derailleur hanger, IS disc mounts, 73mm threaded BB, 135mm OLD

FORK SR/Suntour XCT, 100mm travel, preload

HEADSET Semi-integrated, 1.125"

STEM Devox, ±7° rise, Ø31.8mm with Cr-Mo bolts, XS: 50mm, S/M: 60mm, L/XL: 70mm

HANDLEBAR 6061 riser, Ø31.8mm, 20mm rise, 6° sweep, 720mm wide

GRIPS Devox Pauley Grip

SHIFTERS Shimano Acera M310, 3x8

FRONT DERAILLEUR Shimano Acera M310, dual pull, 31.8 clamp

REAR DERAILLEUR Shimano Acera M360, 8-speed, long cage

CRANKSET Shimano Tourney TY501, 42/34/24T, XS/SM: 170mm, MD/LG/XL: 175mm

BOTTOM BRACKET Sealed cartridge, BSA threaded, square taper axle, 73mm

CHAIN KMC Z51, 8-speed

FREEWHEEL/CASSETTE SunRace CSM55, 8-speed, 11-34T

BRAKE LEVER Tektro

FRONT BRAKE Tektro M280 mechanical disc, 180mm rotor

REAR BRAKE Tektro M280 mechanical disc, 160mm rotor

SADDLE Devox performance

SEATPOST Devox butted 6061, dual bolt, 15mm offset, Ø27.2, XS/SM: 350mm, MD/LG/XL: 400mm

SEATPOST CLAMP Felt single bolt, Ø31.8mm

RIMS/WHEELSET Double wall, tubeless ready, 24mm inner width


FRONT HUB 100mm QR, 6-bolt, 32H

REAR HUB 135mm QR, 6-bolt, 32H

SPOKES 2.0mm stainless steel

TIRES Kenda K-922, 29 x 2.1"



FINISH Matte Charcoal (White, Black)	SIZES XS (14"), SM (16"), MD (18"), LG (20"), XL (22")	
--	--	---

FRAME Felt XC, F-Lite aluminum, hydroform, replaceable derailleur hanger, IS disc mounts, 73mm threaded BB, 135mm OLD

FORK SR/Suntour XCT, 100mm travel, preload

HEADSET Semi-integrated, 1.125"

STEM Devox, ±7° rise, Ø31.8mm with Cr-Mo bolts, XS: 50mm, S/M: 60mm, L/XL: 70mm

HANDLEBAR 6061 riser, Ø31.8mm, 20mm rise, 6° sweep, 720mm wide

GRIPS Devox Pauley Grip

SHIFTERS Shimano Acera M310, 3x8

FRONT DERAILLEUR Shimano Acera M310, dual pull, 31.8 clamp

REAR DERAILLEUR Shimano Acera M360, 8-speed, long cage

CRANKSET Shimano Tourney TY501, 42/34/24T, XS/SM: 170mm, MD/LG/XL: 175mm

BOTTOM BRACKET Sealed cartridge, BSA threaded, square taper axle, 73mm

CHAIN KMC Z51, 8-speed

FREEWHEEL/CASSETTE SunRace CSM55, 8-speed, 11-34T

BRAKE LEVER Tektro

FRONT BRAKE Tektro M280 mechanical disc, 180mm rotor

REAR BRAKE Tektro M280 mechanical disc, 160mm rotor

SADDLE Devox performance

SEATPOST Devox butted 6061, dual bolt, 15mm offset, Ø27.2, XS/SM: 350mm, MD/LG/XL: 400mm

SEATPOST CLAMP Felt single bolt, Ø31.8mm

RIMS/WHEELSET Double wall, tubeless ready, 24mm inner width

FRONT HUB 100mm QR, 6-bolt, 32H

REAR HUB 135mm QR, 6-bolt, 32H

SPOKES 2.0mm stainless steel


TIRES Kenda K-922, 29 x 2.1"

DISPATCH 7 SERIES

Mountain bike technology has evolved dramatically over the years, and the Dispatch 7 represents the very best core attributes of the sport's history. Chief among those is its 27.5-inch wheel platform, which gives riders the ideal balance between optimum rolling capabilities and quick, precision handling. The Dispatch is built around a 6061 aluminum frame for durability and functionality, and its hardtail design has proven to be a capable trail companion for riders of all skill levels. A suspension fork softens the Dispatch 7's already impressive ride quality, and value-laden component selections include wide-range gearing for taking on any terrain.





FINISH Matte Black (Black)	SIZES XXS (12"), XS (14"), SM (16"), MD (18"), LG (20"), XL (22")	
--------------------------------------	---	---

FRAME Felt XC, F-Lite aluminum, hydroform, replaceable derailleur hanger, IS disc mounts, 73mm threaded BB, 135mm OLD

FORK RockShox 30 Silver, 100mm travel, tapered steerer

HEADSET FSA integrated sealed cartridge bearing, No.42ACB-A, 1.125" - 1.5"

STEM Devox, ±7° rise, Ø31.8mm with Cr-Mo bolts, XS: 50mm, S/M: 60mm, L/XL: 70mm

HANDLEBAR Devox 6061 butted riser, Ø31.8mm, 15mm rise, 6° sweep, 720mm wide

GRIPS Devox Pauley Grip

SHIFTERS Shimano Deore M610, 1x10

REAR DERAILEUR Shimano Deore M6000 10-speed, Shadow Plus, long cage

CRANKSET SRAM NX Powerspline, 30T, XXS/XS/SM: 170mm, MD/LG/XL: 175mm

BOTTOM BRACKET SRAM Powerspline, BSA threaded, 73mm

CHAIN Shimano HG54,10-speed

FREEWHEEL/CASSETTE SunRace CSM96, 10-speed, 11-40T

BRAKE LEVER Shimano

FRONT BRAKE Shimano M365 hydraulic disc, 180mm rotor

REAR BRAKE Shimano M365 hydraulic disc, 160mm rotor

SADDLE Devox performance

SEATPOST Devox butted 6061, dual bolt, 15mm offset, Ø27.2, XS/SM: 350mm, MD/LG/XL: 400mm

SEATPOST CLAMP Felt single bolt, Ø31.8mm

RIMS/WHEELSET Double wall, tubeless ready, 24mm inner width


FRONT HUB 100mm QR, Center Lock, 32H

REAR HUB 135mm QR, Center Lock, 32H

SPOKES 2.0mm stainless steel

TIRES Schwalbe Rapid Rob K-Guard, folding, tubeless ready, 27.5 x 2.25"



FINISH Red (White, Black)	SIZES XXS (12"), XS (14"), SM (16"), MD (18"), LG (20"), XL (22")	
-------------------------------------	---	---

FRAME Felt XC, F-Lite aluminum, hydroform, replaceable derailleur hanger, IS disc mounts, 73mm threaded BB, 135mm OLD

FORK SR/Suntour XCM-HLO, 100mm travel, preload, hydraulic lockout

HEADSET FSA semi-integrated, No.10, 1.125"

STEM Devox, ±7° rise, Ø31.8mm with Cr-Mo bolts, XS: 50mm, S/M: 60mm, L/XL: 70mm

HANDLEBAR Devox 6061 riser, Ø31.8mm, 15mm rise, 6° sweep, 720mm wide

GRIPS Devox Pauley Grip

SHIFTERS Shimano Acera M3000, 2x9

FRONT DERAILEUR Shimano Deore M618, dual pull, down swing, 31.8 clamp

REAR DERAILEUR Shimano Acera M3000 9-speed, Shadow, long cage

CRANKSET SR/Suntour XCM, 38/24T, XXS/XS/SM: 170mm, MD/LG/XL: 175mm

BOTTOM BRACKET Sealed cartridge, BSA threaded, square taper axle, 73mm

CHAIN Shimano HG93, 9-speed

FREEWHEEL/CASSETTE Shimano HG200, 9-speed, 11-36T

BRAKE LEVER Tektro

FRONT BRAKE Tektro M285 hydraulic disc, 180mm rotor

REAR BRAKE Tektro M285 hydraulic disc, 160mm rotor

SADDLE Devox performance

SEATPOST Devox butted 6061, dual bolt, 15mm offset, Ø27.2, XS/SM: 350mm, MD/LG/XL: 400mm

SEATPOST CLAMP Felt single bolt, Ø31.8mm

RIMS/WHEELSET Double wall, tubeless ready, 24mm inner width

FRONT HUB 100mm QR, 6-bolt, 32H

REAR HUB 135mm QR, 6-bolt, 32H

SPOKES 2.0mm stainless steel

TIRES Schwalbe Rapid Rob K-Guard, tubeless ready, 27.5 x 2.25"




FINISH

Black (Green, Grey)

SIZES

XS (14"), SM (16"), MD (18"), LG (20"), XL (22")



FRAME Felt XC, F-Lite aluminum, hydroform, replaceable derailleur hanger, IS disc mounts, 73mm threaded BB, 135mm OLD

FORK SR/Suntour XCT, 100mm travel, preload

HEADSET Semi-integrated, 1.125"

STEM Devox, ±7° rise, Ø31.8mm with Cr-Mo bolts, XS: 50mm, S/M: 60mm, L/XL: 70mm

HANDLEBAR 6061 riser, Ø31.8mm, 20mm rise, 6° sweep, 720mm wide

GRIPS Devox Pauley Grip

SHIFTERS Shimano Acera M310, 3x8

FRONT DERAILLEUR Shimano Acera M310, dual pull, down swing, 31.8 clamp

REAR DERAILLEUR Shimano Acera M360 8-speed, long cage

CRANKSET Shimano Tourney TY501, 42/34/24T, XS/SM: 170mm, MD/LG/XL: 175mm

BOTTOM BRACKET Sealed cartridge, BSA threaded, square taper axle, 73mm

CHAIN KMC Z51, 8-speed

FREEWHEEL/CASSETTE SunRace CSM55, 8-speed, 11-34T

BRAKE LEVER Tektro

FRONT BRAKE Tektro M280 mechanical disc, 180mm rotor

REAR BRAKE Tektro M280 mechanical disc, 160mm rotor

SADDLE Devox performance

SEATPOST Devox butted 6061, dual bolt, 15mm offset, Ø27.2, XS/SM: 350mm, MD/LG/XL: 400mm

SEATPOST CLAMP Felt single bolt, Ø31.8mm

RIMS/WHEELSET Double wall, tubeless ready, 24mm inner width

FRONT HUB 100mm QR, 6-bolt, 32H

REAR HUB 135mm QR, 6-bolt, 32H

SPOKES 2.0mm stainless steel

TIRES Kenda K-922, 27.5 x 2.1"




FINISH

Matte Slater Blue (Turquoise, Black)

SIZES

XS (14"), SM (16"), MD (18"), LG (20"), XL (22")



FRAME Felt XC, F-Lite aluminum, hydroform, replaceable derailleur hanger, IS disc mounts, 73mm threaded BB, 135mm OLD

FORK SR/Suntour XCT, 100mm travel, preload

HEADSET Semi-integrated, 1.125"

STEM Devox, ±7° rise, Ø31.8mm with Cr-Mo bolts, XS: 50mm, S/M: 60mm, L/XL: 70mm

HANDLEBAR 6061 riser, Ø31.8mm, 20mm rise, 6° sweep, 720mm wide

GRIPS Devox Pauley Grip

SHIFTERS Shimano Acera M310, 3x8

FRONT DERAILLEUR Shimano Acera M310, dual pull, down swing, 31.8 clamp

REAR DERAILLEUR Shimano Acera M360 8-speed, long cage

CRANKSET Shimano Tourney TY501, 42/34/24T, XS/SM: 170mm, MD/LG/XL: 175mm

BOTTOM BRACKET Sealed cartridge, BSA threaded, square taper axle, 73mm

CHAIN KMC Z51, 8-speed

FREEWHEEL/CASSETTE SunRace CSM55, 8-speed, 11-34T

BRAKE LEVER Tektro

FRONT BRAKE Tektro M280 mechanical disc, 180mm rotor

REAR BRAKE Tektro M280 mechanical disc, 160mm rotor

SADDLE Devox performance

SEATPOST Devox butted 6061, dual bolt, 15mm offset, Ø27.2, XS/SM: 350mm, MD/LG/XL: 400mm

SEATPOST CLAMP Felt single bolt, Ø31.8mm

RIMS/WHEELSET Double wall, tubeless ready, 24mm inner width

FRONT HUB 100mm QR, 6-bolt, 32H

REAR HUB 135mm QR, 6-bolt, 32H

SPOKES 2.0mm stainless steel


TIRES Kenda K-922, 27.5 x 2.1"



SURPLUS SERIES

Wider tires equal increased traction, greater stability and more fun. That's what the Surplus is all about. Built around a rugged yet lightweight 6061 aluminum frame, the Surplus features the 27.5+ wheel platform prized by riders looking to enhance their ride quality with bigger tires to tackle tougher terrain without sacrificing the impeccable handling characteristics for which Felt hardtail mountain bikes are known. The Surplus is everything you want in a mountain bike, and more.



FINISH Matte Orange (Blue, Orange)	SIZES XS (14"), SM (16"), MD (18"), LG (20"), XL (22")	
--	--	---

FRAME Felt 27.5+, SuperLite aluminum, hydroform, ControlTaper integrated head tube, post disc mount, replaceable derailleur hanger, BB92 press fit bb, 12 x 148mm Syntace style thru axle

FORK RockShox Reba 27.5+, 120mm travel, tapered steerer, 15mm x 110mm Boost thru axle

HEADSET FSA sealed cartridge bearings, semi-integrated upper, external cup lower, No.57E/62, 1.125 - 1.5"

STEM Felt, ±7° rise, Ø31.8mm with Cr-Mo bolts, XS/SM/MD: 60mm, LG/XL: 70mm

HANDLEBAR Felt carbon riser, Ø31.8mm, 8mm rise, 9° sweep, 760mm wide

GRIPS Felt Wing, lock-on

SHIFTERS Shimano Deore, 1x10

REAR DERAILLEUR Shimano Deore M615, 10-speed, Shadow Plus, long cage

CRANKSET Race Face Aeffect, 30T, XS/SM: 170mm, MD/LG/XL: 175mm

BOTTOM BRACKET Race Face BB92

CHAIN Shimano HG54,10-speed

FREEWHEEL/CASSETTE SunRace CSMX3, 10 speed, 11-40T

BRAKE LEVER Shimano

FRONT BRAKE Shimano Deore M615 hydraulic disc, 180mm rotor

REAR BRAKE Shimano Deore M615 hydraulic disc, 160mm rotor

SADDLE WTB Volt Race, Cr-Mo rails

SEATPOST KS Drop Zone with remote, Ø30.9, XS: 300 x 70mm travel, SM: 350 x 100mm travel, MD: 385 x 125mm travel, L/XL: 420 x 125mm travel

SEATPOST CLAMP Felt single bolt, Ø34.9mm

RIMS/WHEELSET Alex double wall, tubeless ready, 35mm inner width


FRONT HUB 15 x 110mm Boost thru axle, 6-bolt, 32H

REAR HUB Shimano driver, 12 x 148mm Boost thru axle, 6-bolt, 32H

SPOKES 2.0mm stainless steel

TIRES Schwalbe Rocket Ron Performance, folding, 27.5 x 2.8"



FINISH Matte Black (Gloss Blue, White)	SIZES XS (14"), SM (16"), MD (18"), LG (20"), XL (22")	
--	--	---

FRAME Felt 27.5+, SuperLite aluminum, hydroform, ControlTaper integrated head tube, post disc mount, replaceable derailleur hanger, BB92 press fit bb, 12 x 148mm Syntace style thru axle

FORK SR/Suntour Raidon 27.5+, 120mm travel, tapered steerer, 15 x 110mm Boost thru axle

HEADSET FSA sealed cartridge bearings, semi-integrated upper, external cup lower, No.57E/62, 1.125 - 1.5"

STEM Felt, ±7° rise, Ø31.8mm with Cr-Mo bolts, XS/SM/MD: 60mm, LG/XL: 70mm

HANDLEBAR Felt 6061 butted riser, Ø31.8mm, 5mm rise, 9° sweep, 760mm wide

GRIPS Felt Wing, lock-on

SHIFTERS Shimano Deore, 2x10

FRONT DERAILLEUR Shimano Deore, side swing, direct mount

REAR DERAILLEUR Shimano Deore M615, 10-speed, Shadow Plus, long cage

CRANKSET Shimano, 36/22T, XS/SM: 170mm, MD/LG/XL: 175mm

BOTTOM BRACKET Shimano BB92

CHAIN Shimano HG54,10-speed

FREEWHEEL/CASSETTE Shimano10-speed, 11-36T

BRAKE LEVER Tektro

FRONT BRAKE Tektro FHC-01 hydraulic disc, 180mm rotor

REAR BRAKE Tektro FHC-01 hydraulic disc, 160mm rotor

SADDLE Felt MTB performance

SEATPOST Felt butted 6061, dual bolt, 15mm offset, Ø30.9. SM: 350mm, MD/LG: 400mm

SEATPOST CLAMP Felt single bolt, Ø34.9mm

RIMS/WHEELSET Double wall, tubeless ready, 35mm inner width

FRONT HUB 15 x 110mm Boost thru axle, 6-bolt, 32H

REAR HUB Shimano driver, 12 x 148mm Boost thru axle, 6-bolt, 32H

SPOKES 2.0mm stainless steel


TIRES Schwalbe Rocket Ron Performance, folding, 27.5 x 2.8"

DD SERIES

The fat bike is the biggest revolution in mountain biking technology, and the Felt DD has proven to be the ultimate machine for riders looking to conquer any ride, any terrain, any weather, anytime. The DD features a rugged 6061 aluminum frame designed for dependability, with a finely tuned geometry for all-day comfort and stable handling over the roughest terrain. Its massive tires provide jaw-dropping traction, even in deep sand and icy snow. No matter where your ride takes you, the DD will perform beyond your expectations.





FINISH Matte Cyan (Yellow, Blue)	SIZES SM (16"), MD (18.5"), LG (21")	
--	--	---

FRAME Felt Fat, SuperLite aluminum, hydroform, ControlTaper integrated head tube, post disc mount, replaceable derailleur hanger, clamp adaptor for high direct type front derailleur mount

FORK RockShox Bluto RL A2, 100mm travel, 15 x 110mm Boost thru axle

HEADSET FSA sealed cartridge bearings, semi-integrated, No.57, 1.125 - 1.5"

STEM Felt, ±7° rise, Ø31.8mm with Cr-Mo bolts, SM: 60mm --- MD: 70mm --- LG: 80mm

HANDLEBAR Felt carbon flat top, Ø31.8mm, 8mm rise, 9° sweep, 760mm wide

GRIPS Felt Wing, lock-on

SHIFTERS Shimano XT, 1x11

REAR DERAILLEUR Shimano XT M8000, 11-speed, Shadow Plus, long cage

CRANKSET Race Face Ride, 30T, SM: 170mm, MD/LG: 175mm

BOTTOM BRACKET Race Face, BSA threaded, 100mm

CHAIN Shimano HG700, 11-speed

FREEWHEEL/CASSETTE Shimano XT, 11-speed, 11-46T

BRAKE LEVER Shimano

FRONT BRAKE Shimano Deore M615 hydraulic disc, 180mm rotor

REAR BRAKE Shimano Deore M615 hydraulic disc, 160mm rotor

SADDLE WTB Volt Race, Cr-mo rails

SEATPOST Felt carbon with aluminum head, 15mm offset, Ø30.9. SM: 350mm, MD/LG: 400mm

SEATPOST CLAMP Felt single bolt, Ø34.9mm

RIMS/WHEELSET Double wall with machined cut outs, tubeless ready, 80mm inner width


FRONT HUB 15 x 150mm, 6-bolt, 32H

REAR HUB Shimano driver, 12 x 197mm, 6-bolt, 32H

SPOKES 2.0mm stainless steel

TIRES Schwalbe Jumbo Jim EVO, folding, tubeless ready, 26 x 4.0"



FINISH Red (Black, Cyan)	SIZES SM (16"), MD (18.5"), LG (21")	
------------------------------------	--	---

FRAME Felt Fat, SuperLite aluminum, hydroform, ControlTaper integrated head tube, post disc mount, replaceable derailleur hanger, clamp adaptor for high direct type front derailleur mount

FORK Felt Fat hydroformed 6061 aluminum, tapered steerer, post-mount disc, rack mounts, 15 x 110mm Boost thru axle

HEADSET FSA sealed cartridge bearings, semi-integrated upper, external cup lower, No.57E/62, 1.125 - 1.5"

STEM Felt, ±7° rise, Ø31.8mm with Cr-Mo bolts, SM: 60mm, MD: 70mm, LG: 80mm

HANDLEBAR Felt carbon flat top, Ø31.8mm, 8mm rise, 9° sweep, 760mm wide

GRIPS Felt Wing, lock-on

SHIFTERS Shimano SLX, 1x11

REAR DERAILLEUR Shimano SLX M7000, 11-speed, Shadow Plus, long cage

CRANKSET Race Face Aeffect, 32T, SM: 170mm, MD/LG: 175mm

BOTTOM BRACKET Race Face, BSA threaded, 100mm

CHAIN Shimano HG60, 11-speed

FREEWHEEL/CASSETTE Shimano SLX, 11-speed, 11-46T

BRAKE LEVER Shimano

FRONT BRAKE Shimano Deore M615 hydraulic disc, 180mm rotor

REAR BRAKE Shimano Deore M615 hydraulic disc, 160mm rotor

SADDLE WTB Volt Race, Cr-mo rails

SEATPOST Felt butted 6061, dual bolt, 15mm offset, Ø30.9. SM: 350mm, MD/LG: 400mm

SEATPOST CLAMP Felt single bolt, Ø34.9mm

RIMS/WHEELSET Double wall with machined cut outs, tubeless ready, 80mm inner width


FRONT HUB 15 x 150mm thru axle, 6-bolt, 32H

REAR HUB Shimano driver, 12 x 197mm, 6-bolt, 32H

SPOKES 2.0mm stainless steel

TIRES Schwalbe Jumbo Jim EVO, folding, tubeless ready, 26 x 4.0"



FINISH Matte Blue (Black, Green)	SIZES SM (16"), MD (18.5"), LG (21")	
--	--	---

FRAME Felt Fat, SuperLite aluminum, hydroform, ControlTaper integrated head tube, post disc mount, replaceable derailleur hanger, clamp adaptor for high direct type front derailleur mount

FORK Felt Fat hydroformed 6061 aluminum, tapered steerer, post-mount disc, rack mounts, 15 x 110mm Boost thru axle

HEADSET FSA sealed cartridge bearings, semi-integrated upper, external cup lower, No.57E/62, 1.125 - 1.5"

STEM Felt, ±7° rise, Ø31.8mm with Cr-Mo bolts, SM: 60mm, MD: 70mm, LG: 80mm

HANDLEBAR Felt 6061 butted flat top, Ø31.8mm, 5mm rise, 9° sweep, 760mm wide

GRIPS Felt Wing, double-density

SHIFTERS SRAM NX, 1x11

REAR DERAILLEUR SRAM NX 11-speed

CRANKSET Race Face Ride, 30T, SM: 170mm, MD/LG: 175mm

BOTTOM BRACKET Race Face, BSA threaded, 100mm

CHAIN SRAM PC1110, 11-speed

FREEWHEEL/CASSETTE SRAM PG 1130, 11-speed, 11-42T

BRAKE LEVER Tektro

FRONT BRAKE Tektro M285 hydraulic disc, 180mm rotor

REAR BRAKE Tektro M285 hydraulic disc, 160mm rotor

SADDLE Felt MTB performance

SEATPOST Felt butted 6061, dual bolt, 15mm offset, Ø30.9. SM: 350mm, MD/LG: 400mm

SEATPOST CLAMP Felt single bolt, Ø34.9mm

RIMS/WHEELSET Double wall, tubeless ready, 80mm inner width

FRONT HUB 15 x 150mm thru axle, 6-bolt, 32H

REAR HUB Shimano driver, 12 x 197mm, 6-bolt, 32H

SPOKES 2.0mm stainless steel

TIRES Schwalbe Jumbo Jim EVO, folding, tubeless ready, 26 x 4.0"



Compulsion Series				
Geometry	S (16)	M (17)	L (18.5)	XL (20)
HA	65	65	65	65
SA	74.4	74.4	74.4	74.4
TT Horiz	568	597	627	654
HT Length	90	105	125	150
Seat Tube C-T	405	435	470	505
BB Drop	10	10	10	10
CS	433	433	433	433
Front Center	723	745	788	819
Wheelbase	1154	1187	1221	1252
Standover	708	722	735	750
Rake	46	46	46	46
Reach	405	430	455	475
Stack	583	597	615	638

Edict FRD, 1				
Geometry	S (16)	M (17.5)	L (19.5)	XL (21.5)
HA	70	70	70	70
SA	74.3	74.3	74.3	74.3
TT Horiz	573	599	625	650
HT Length	90	105	120	145
Seat Tube C-T	405	450	495	540
BB Drop	45	45	45	45
CS	436	436	436	436
Front Center	661	688	715	742
Wheelbase	1093	1121	1148	1175
Standover	690	726	745	767
Rake	51	51	51	51
Reach	407	429	451	470
Stack	589	603	617	640

Doctrine Series					
Geometry	14	16	18	20	22
HA	69.5	69.5	69.5	69.5	69.5
SA	73	73	73	73	73
TT Horiz	568	590	612	634	656
HT Length	90	95	105	115	125
Seat Tube C-T	360	400	451	502	554
BB Drop	61	65	65	65	65
CS	430	430	430	430	430
Front Center	644	665	688	710	733
Wheelbase	1066	1087	1109	1132	1155
Standover	683	714	757	799	841
Rake	51	51	51	51	51
Reach	384	403	422	441	461
Stack	602	611	620	630	639

Dispatch 7 Series						
Geometry	12	14	16	18	20	22
HA	68.5	68.5	68.5	68.5	68.5	68.5
SA	73	73	73	73	73	73
TT Horiz	530	550	570	590	610	630
HT Length	100	110	120	130	140	150
Seat Tube C-T	325	356	406	457	508	559
BB Drop	50	50	50	50	50	50
CS	425	425	425	425	425	425
Front Center	609	630	650	671	692	713
Wheelbase	1029	1050	1070	1091	1112	1133
Standover	652	670	713	756	798	840
Rake	42	42	42	42	42	42
Reach	352	369	386	404	421	438
Stack	582	591	600	610	619	628

Decree Series				
Geometry	S (16)	M (18)	L (20)	XL (22)
HA	66.5	66.5	66.5	66.5
SA	73	73	73	73
TT Horiz	565	597	627	657
HT Length	90	105	125	145
Seat Tube C-T	395	430	485	540
BB Drop	9	9	9	9
CS	428	428	428	428
Front Center	680	712	744	776
Wheelbase	1108	1140	1172	1204
Standover	694	725	774	822
Rake	42	42	42	42
Reach	386	412	436	460
Stack	580	594	612	631

Edict 3, 4, 5				
Geometry	S (16)	M (17.5)	L (19.5)	XL (21.5)
HA	69	69	69	69
SA	73.3	73.3	73.3	73.3
TT Horiz	576	602	628	653
HT Length	90	105	120	145
Seat Tube C-T	405	450	495	540
BB Drop	38	38	38	38
CS	436	436	436	436
Front Center	667	694	721	748
Wheelbase	1101	1128	1155	1182
Standover	697	733	752	774
Rake	51	51	51	51
Reach	397	419	441	459
Stack	596	610	624	647

Dispatch 9 Series					
Geometry	14	16	18	20	22
HA	69	69	69	69	69
SA	73	73	73	73	73
TT Horiz	563	585	607	629	651
HT Length	95	100	110	120	130
Seat Tube C-T	380	425	470	515	560
BB Drop	65	65	65	65	65
CS	445	445	445	445	445
Front Center	644	666	688	711	734
Wheelbase	1080	1103	1126	1148	1171
Standover	693	730	769	806	842
Rake	51	51	51	51	51
Reach	377	397	417	436	455
Stack	609	613	623	632	641

Surplus Series					
Geometry	14	16	18	20	22
HA	68	68	68	68	68
SA	73	73	73	73	73
TT Horiz	570	590	610	630	650
HT Length	100	110	120	130	140
Seat Tube C-T	360	400	450	500	550
BB Drop	65	65	65	65	65
CS	440	440	440	440	440
Front Center	665	686	707	728	749
Wheelbase	1097	1118	1139	1160	1181
Standover	690	701	742	779	822
Rake	51	51	51	51	51
Reach	373	390	407	424	442
Stack	645	654	663	673	682

DD Series			
Geometry	Small	Medium	Large
HA	70	70	70
SA	73	73	73
TT Horiz	580	610	640
HT Length	105	120	135
Seat Tube C-T	406	470	533
BB Drop	65	65	65
CS	455	455	455
Front Center	642	673	704
Wheelbase	1090	1120	1151
Standover	-	-	-
Rake	45	45	45
Reach	396	422	448
Stack	599	613	628





FELT
BICYCLES